

ENVIRONMENTAL IMPACT SHEET

2020














Potato

Herbicides and Insecticides



1,5-3% organic matter 0,5% drift

Pesticide	Dose (kg/ha of l/ha)	Environmental Impact Points (EIP)			Pollinators	Natural enemies
		Water-organisms	Soil-organisms	Ground-water		
Herbicide						
Agil 100 EC	0,75	14	1	0	A	?
Agil 100 EC	1,5	27	2	0	A	?
Arcade ^{1,2}	4	65	136	56	B	?
Artist	2,5	78	10	243	A	?
Basagran	0,5	0	1	25	A	?
Basagran SG	1,1	1	3	99	A	?
Boxer, Roxy ²	5	64	170	0	B	?
Buddy 360 SL	4	4	16	0	A	A
Buzzin ²	0,75	23	4	90	A	?
Catamaran	6	66	18	0	?	?
Centium	0,25	3	3	450	B	?
Centurion plus	2,5	5	63	28	B	?
Challenge ³	2	36	38	0	A	?
Chanon ⁴	2	18	38	0	A	?
Citation	0,5	38	3	60	A	?
Clomate	0,25	3	3	450	B	?
Fidox 800 EC	4	128	136	0	B	?
Flash 100 EC	1,5	27	2	0	A	?
Focus Plus	2	0	0	260	A	?
Focus Plus	5	0	0	650	A	?
Fusilade Max	2	6	2	200	A	?
glyphosate 360 g/l (several brands)	6	6	24	0	A	A
glyphosate 450 g/l (several brands)	4	6	16	0	A	A
glyphosate 480 g/l (several brands)	4,5	7	23	0	A	A
Metric ²	1,5	16	6	510	B	?
Metric ²	1,5	16	6	1.650	B	?
Mistral 70 WG ¹	0,25	19	1	30	A	?
Pertus ¹	0,3	4	4	540	B	?
Pilot	2	10	0	0	A	?
Proman	4	30	24	212	A	?
Quickdown ²	0,4	37	11	2	A	?
Sencor Vlb ¹	0,15	10	1	15	A	?
Sencor Vlb ¹	0,75	49	3	75	A	?
Stallion Sync Tec ²	3	51	93	450	B	?
Stomp 400 SC, Activus 400 SC, Stomp SC ²	2,5	50	90	0	A	A
Targa Prestige	2	10	0	0	A	?
Tavas ³	1,2	18	4	52	A	?
Titus	0,04	0	0	300	A	?
WOPRO Clomazone 360 CS	0,25	3	3	450	B	?
WOPRO Metribuzin 600 SC ¹	0,75	49	3	75	A	?
WOPRO Rimsulfuron 250 WDG	0,04	0	0	300	A	?
WOPRO-Clethodim 120 gr/l	2,5	5	63	28	B	?
Zetrola	1,5	27	2	0	A	?
Haulm killing pesticides full field						
Affinity Plus ¹	1	21	1	0	A	?
Beloukha	16	40	32	0	?	?
Kalina, Katamisa	16	40	32	112	?	?
Spotlight Plus ¹	1	21	1	0	A	?
Quickdown ²	0,8	74	22	4	A	?
Insecticide, full field prior to planting						

Pesticide	Dose (kg/ha of l/ha)	Environmental Impact Points (EIP)			Pollinators	Natural enemies
		Water-organisms	Soil-organisms	Ground-water		
Nemathorin 10G ⁶ 	20	0	20	140	C	?
Insecticide, crop spraying						
Bariard, Calypso ² 	0,25	6	7	0	B	C
Batavia 	0,75	0	0	2	B	B
Benevia 	0,125	0	0	700	C	?
Chlorantraniliprole 200 g/l (several brands) 	0,06	4	0	138	A	A
Closer 	0,2	4	340	0	C	C
Coragen 	0,06	4	0	138	A	A
deltamethrin (25 g/l) (several brands) 	0,3	3	6	0	B	C
Gazelle 	0,25	20	40	3	B	C
Goldorak, Karate Zeon, Ninja 	0,05	100	1	0	C	C
Kompaan ² 	6,25	0	19	38	B	B
Neemazal-T/S 	3	14	0	0	A	A
Olie-H ² 	6,25	0	13	31	B	B
Pirimor ^{3,5} 	0,5	60	12	800	B	A
Plenum 50 WG 	0,3	0	4	0	B	A
Sumicidin Super, Sumi-Alpha 2.5 	0,2	13	4	0	C	C
Teppeki, Hinode 	0,16	0	0	0	B	A
UPL Pirimicarb ³ 	0,5	60	12	800	B	A
VSM Spirotetramat 100SC 	0,75	0	0	0	B	B
Prevention of virus transmission						
Minerale olie 	3	0	6	15	B	B
Nematode control, during planting						
Nemathorin 10G ⁶ 	7,5	0	8	53	C	?
Velum Prime ¹ 	0,625	5	31	1.938	A	B
Verango ¹ 	0,625	5	31	1.938	A	B
Vydate 10G ⁶ 	40	0	80	40	C	C
WOPRO OXAMYL 10%G 	10	15	20	10	C	C
WOPRO OXAMYL 10%G 	40	60	80	40	C	C
Growth regulator & Sprout inhibitor						
Biofresh Safestore 	10ppm/m3	0	?	?	?	?
Crown MH 	11	11	11	0	A	?
Itcan SL 270 	11	17	11	0	A	?
Royal MH Spsuikkorrel, Himalaya 60 SG 	5	10	10	5	A	?
Snail control						
Cropguard Slakkenkorrel 	7	0	0	0	A	?
Ijzer(III)fosfaat 29,7 g/kg (diverse middelen) 	7	0	0	0	A	?
Ironmax Pro 	7	0	0	0	A	?
Potato plant- and seed treatment						
Ernesto silver ¹ 	0,2	4	2	50	A	?
Maxim 100 FS 	0,25 l/ton	1	20	0	A	A
Monarch 	0,2 l/ton	4	50	21	A	A
Moncereen-vlb 	1 l/ton	93	15	0	A	?
Moncereen Pro 	0,6 l/ton	60	9	0	A	?
Proradix Agro 	0,02 kg/ton	0	0	0	?	?
Symphonie 	1,5 kg/ton	1	7	3	A	A

¹  Forbidden to use this pesticide in groundwater protection zones.

² Drift control measures apply for this pesticide: 90% drift reduction.

³ Drift control measures apply for this pesticide: 95% drift reduction.

⁴ Drift control measures apply for this pesticide: 97,5% drift reduction.

⁵ Application only in plots which are not adjacent to surface water.

⁶ 0% drift (soil disinfection, row treatment during planting, dipping, seed treatment, spot treatment, soil treatment).

Read the label before application of the pesticides!

The label gives extra prescriptions (maximum dose, number of applications, etc.)

Legend

Environmental Impact Points (EIP)



≤100 EIP



>100 and
≤1000 EIP



>1000 EIP

Pollinators & natural enemies

A

Suitable in
IPM

B



Moderately
suitable

C

Not suitable
in IPM

?

Effect
unknown

Pesticide	Dose (kg/ha of l/ha)	Environmental Impact Points (EIP)			Pollinators	Natural enemies
		Water-organisms	Soil-organisms	Ground-water		
EIP based on application in:	 mar - aug	Spring	 sept - feb	Fall		

Disclaimer

This environmental impact sheet enables you to compare the impact of registered pesticides on the risk of leaching to groundwater, aquatic organisms in surface water, soil organisms and beneficial insects (pollinators and natural enemies). This sheet also provides information about the risk for the user. All scores on this sheet are derived from the Environmental Yardstick for Pesticides from the Dutch Centre for Agriculture and Environment (CLM).

- The risk for aquatic organisms, soil organisms and of leaching to groundwater is given in Environmental Impact Points (EIP). A score of 100 EIP equals the environmental acceptable concentration according to the CTGB a Dutch Board for the Authorisation of Plant Protection Products and Biocides (www.ctgb.nl).
- There are drift control measures for some pesticides (see footnotes). In the EIP calculation for water organisms are lower drift percentages used. There is no environmental impact on aquatic organisms for plots without adjacent waterways. (In this case, assume 0 EIP.)
- The risk for natural enemies (parasitic wasps, ladybirds and predatory mites) and pollinators (bees and bumblebees) is represented with a symbol. This symbol indicates the usability in integrated pest management (IPM). It is a combination of different side effects on individual beneficial organisms. More detailed information is available in the side effects databases of distributors of beneficial organisms. The information on this sheet is derived from Koppert Biological Systems (www.koppert.nl).
- Excipients are not included (the EIP are estimated to be neglectable).

Information

This Environmental Impact Sheet is a tool to provide insight in one of the factors on which pesticide selection can be based. Pesticides that are permitted in the Netherlands can be found at www.pesticideyardstick.eu.

This Environmental Impact Sheet is one of the tools used and assessed in the international project Fairway. This project reviews current approaches and measures for protection of drinking water resources against pollution. More information: www.fairway-project.eu.

This environmental impact sheet is made for the project Clean Water for Brabant, with the purpose to reduce the use of chemical crop protection products. This is an initiative of the Province Noord-Brabant, Brabant Water, regional water authorities Aa en Maas, De Dommel, Brabantse Delta en Rivierenland, ZLTO en RIWA Maas.

More information: www.schoon-water.nl.

For questions about this sheet you can go to the Clean Water Counter: T 0345 470 761.

Liability

© Copyright CLM, 2020 (sheet version 12-05-2020). CLM accepts no liability for the consequences of outdated or erroneous information in the Environmental Impact Sheet or incorrect use of the sheet.

