

2020 ENVIRONMENTAL IMPACT SHEET

Maize



1,5-3% organic matter 0,5% drift

Pesticide	Dose (kg/ha of l/ha)	Environmental Impact Points (EIP)			Pollina-tors	Natural enemies
		Water-organisms	Soil-organisms	Ground-water		
Herbicide, prior to emergence						
Dual Gold 960 EC ^{1,2}	1,6	12	123	0	A	?
Frontier Optima	1,4	77	10	0	A	?
Gardo Gold ¹	2	43	100	500	B	?
glyfosaat 360 g/l (several brands, like Roundup, Clinic)	4	4	16	0	A	A
Merlin	0,1	13	0	65	A	?
Stomp 400 SC ²	4	80	144	0	A	A
Herbicide, after emergence						
Accent	0,06	54	7	45	B	?
Agil 100 EC	0,75	14	1	0	A	?
Flash 100 EC, Zetrola	0,75	14	1	0	A	?
Arrat ¹	0,2	40	54	280	A	?
Banvel 4S	0,6	1	2	3	A	?
Basagran	2	0	4	100	A	?
Basagran SG	1,1	1	3	99	A	?
Biathlon ¹	0,07	39	53	280	A	?
Calaris	1,5	50	68	705	B	?
Callistar, Click Pro	1	33	45	470	B	?
Callisto	1	9	1	39	B	?
Camix ^{1,2}	2,5	16	103	58	B	?
CAPRENO ¹	0,29	64	41	113	A	?
Click Premium	1,5	50	68	705	B	?
Cliophar 600 SL	0,2	0	86	1	B	?
Dicash, Kamba 480 SL	0,6	1	2	3	A	?
Dual Gold 960 EC ^{1,2}	0,9	7	69	0	A	?
DuPont Harmony SX	0,015	11	0	0	A	?
Efica 960 EC ^{1,2}	0,9	7	69	0	A	?
Elumis ¹	1	42	5	59	B	?
Evolva	0,3	14	2	57	B	?
Frontier Optima	1,4	77	10	0	A	?
Gardo Gold ¹	2	43	100	500	B	?
Ikanos	1	47	6	40	B	?
Kart (from 3th till 6th leaf stage)	0,9	16	99	41	A	?
Kideka ¹	1,5	14	2	59	B	?
Laudis	2,25	33	41	2	A	?
Laudis WG	0,5	120	2	3	?	?
Lontrel 100, Cliophar 100 SL	1,2	0	85	1	B	?
MaisTer ²	0,15	57	20	6	B	?
MaisTer Vlb ²	1,25	48	16	5	B	?
Meristo	1,5	14	2	59	B	?
Merlin (prior to 3th leaf stage)	0,075	9	0	49	A	?
Milagro ¹	1	47	6	40	B	?
Milagro 40	1	47	6	40	B	?
Milagro Extra 60D ¹	0,67	47	6	40	B	?
Monsoon Active ²	0,75	33	9	42	A	?
Nagano ^{1,2}	0,75	5	6	29	B	?
Nicogan ¹	1	47	6	40	B	?
Osorno, Temsa SC	1	9	1	39	B	?
Primus	0,05	85	0	1.500	A	?

Pesticide	Dose (kg/ha of l/ha)	Environmental Impact Points (EIP)			Pollina- tors	Natural enemies
		Water- organisms	Soil- organisms	Ground- water		
Samson 4SC	1	47	6	40	B	?
Samson Extra 6% OD	0,67	47	6	40	B	?
Starane Top, Flurostar 200	0,6	22	144	19	A	?
Starship	1,5	14	2	59	B	?
Stomp 400 SC ²	2,5	50	90	0	A	A
Sulcogan 300 SC	1,1	13	1	14	A	?
Sulcotrek	0,85	28	37	383	B	?
Titus	0,035	0	0	263	A	?
Tomahawk 200 EC	0,9	28	189	25	A	?
Victus OD	1	47	6	40	B	?
Vivendi 100	1,2	0	85	1	B	?
Wing P ²	4	75	100	0	A	?
Wopro Rimsulfuron 250 WDG	0,04	0	0	300	A	?
Xinca	1	31	32	0	A	?

Fungicide

Contans WG	2	0	0	0	?	?
Propulse	1	22	16	960	A	?
Retengo	1	23	1	0	A	A
Retengo Plus, Retengo Plust	1,5	38	62	165	A	?
Prosaro ¹	1	65	19	310	B	?

Insecticide, crop spraying

APN Chlorantraniliprole 200 SC	0,25	18	0	575	A	A
Coragen	0,125	9	0	288	A	A
deltametrin 25g/l ²	0,5	2	10	0	B	C
Ironmax Pro	7	0	0	0	A	?
WOPRO Insect-weg	0,125	9	0	288	A	A

Seed treatment

Redigo M ^{1,5}	15 ml/50.000 grains	0	0	24	A	?
Sonido ⁵	125 ml/50.000	0	6	0	B	C
Vibrance ⁵	5 ml/1000.000 seeds	0	3	0	B	?

¹ Forbidden to use this pesticide in groundwater protection zones.

² Drift control measures apply for this pesticide: 90% drift reduction.

³ Drift control measures apply for this pesticide: 95% drift reduction.

⁴ Drift control measures apply for this pesticide: 97,5% drift reduction.

⁵ 0% drift (soil treatment, seed treatment and spot treatment).


⁶ Application only in plots which are not adjacent to surface water.

Read the label before application of the pesticides!

The label gives extra prescriptions (maximum dose, number of applications, etc.)

Legend


Environmental Impact Points (EIP)


 ≤100 EIP

 >100 and ≤1000 EIP

 >1000 EIP

Pollinators & natural enemies

 A Suitable in IPM


 B Moderately suitable

 C Not suitable in IPM

 ? Effect unknown

EIP based on application in:

 Spring
mar - aug

 Fall
sept - feb

Disclaimer

This environmental impact sheet enables you to compare the impact of registered pesticides on the risk of leaching to groundwater, aquatic organisms in surface water, soil organisms and beneficial insects (pollinators and natural enemies). This sheet also provides information about the risk for the user. All scores on this sheet are derived from the Environmental Yardstick for Pesticides from the Dutch Centre for Agriculture and Environment (CLM).

- The risk for aquatic organisms, soil organisms and of leaching to groundwater is given in Environmental Impact Points (EIP). A score of 100 EIP equals the environmental acceptable concentration according to the CTGB a Dutch Board for the Authorisation of Plant Protection Products and Biocides (www.CTGB.nl).
- There are drift control measures for some pesticides (see footnotes). In the EIP calculation for water organisms are lower drift percentages used. There is no environmental impact on aquatic organisms for plots without adjacent waterways. (In this case, assume 0 EIP.)
- The risk for natural enemies (parasitic wasps, ladybirds and predatory mites) and pollinators (bees and bumblebees) is represented with a symbol. This symbol indicates the usability in integrated pest management (IPM). It is a combination of different side effects on individual beneficial organisms. More detailed information is available in the side effects databases of distributors of beneficial organisms. The information on this sheet is derived from Koppert Biological Systems (www.koppert.nl).
- Excipients are not included (the EIP are estimated to be neglectable).

Information

This Environmental Impact Sheet is a tool to provide insight in one of the factors on which pesticide selection can be based. Pesticides that are permitted in the Netherlands can be found at www.pesticideyardstick.eu.

Pesticide	Dose (kg/ha of l/ha)	Environmental Impact Points (EIP)			Pollina- tors	Natural enemies
		Water- organisms	Soil- organisms	Ground- water		

This Environmental Impact Sheet is one of the tools used and assessed in the international project Fairway. This project reviews current approaches and measures for protection of drinking water resources against pollution. More information: www.fairway-project.eu.

This environmental impact sheet is made for the project Clean Water for Brabant, with the purpose to reduce the use of chemical crop protection products. This is an initiative of the Province Noord-Brabant, Brabant Water, regional water authorities Aa en Maas, De Dommel, Brabantse Delta en Rivierenland, ZLTO en RIWA Maas. More information: www.schoon-water.nl.

For questions about this sheet you can go to the Clean Water Counter: T 0345 470 761.

Liability

© Copyright CLM, 2020 (sheet version 18-05-2020). CLM accepts no liability for the consequences of outdated or erroneous information in the Environmental Impact Sheet or incorrect use of the sheet.

